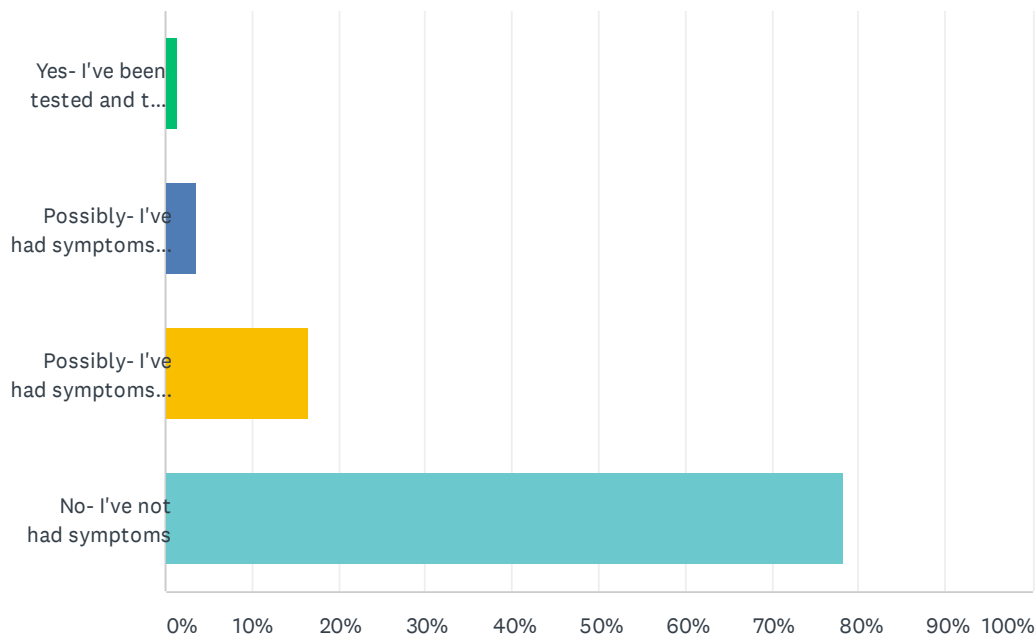


Q1 Do you believe that you have had the Coronavirus?

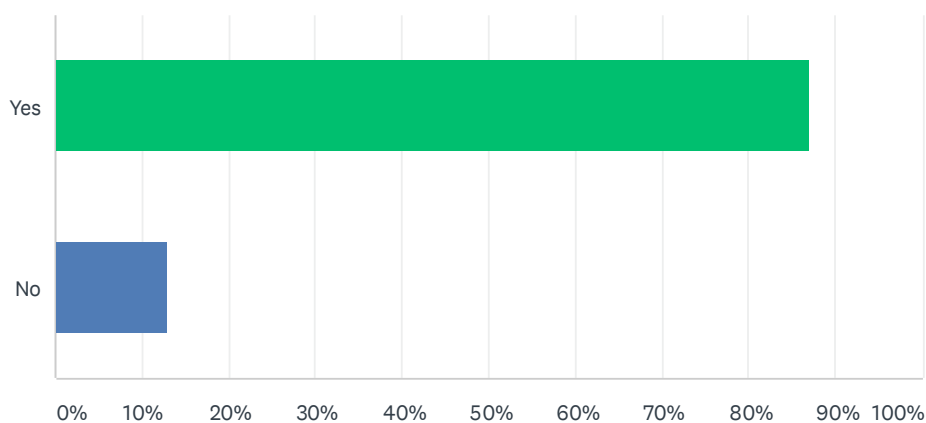
Answered: 332 Skipped: 0



ANSWER CHOICES	RESPONSES	
Yes- I've been tested and the test was positive	1.51%	5
Possibly- I've had symptoms and been tested, but my test was inconclusive/ negative	3.61%	12
Possibly- I've had symptoms but not been tested	16.57%	55
No- I've not had symptoms	78.31%	260
TOTAL		332

Q2 Have you found it easy to access clear and understandable information about what to do to keep yourself and others safe during the Coronavirus pandemic?

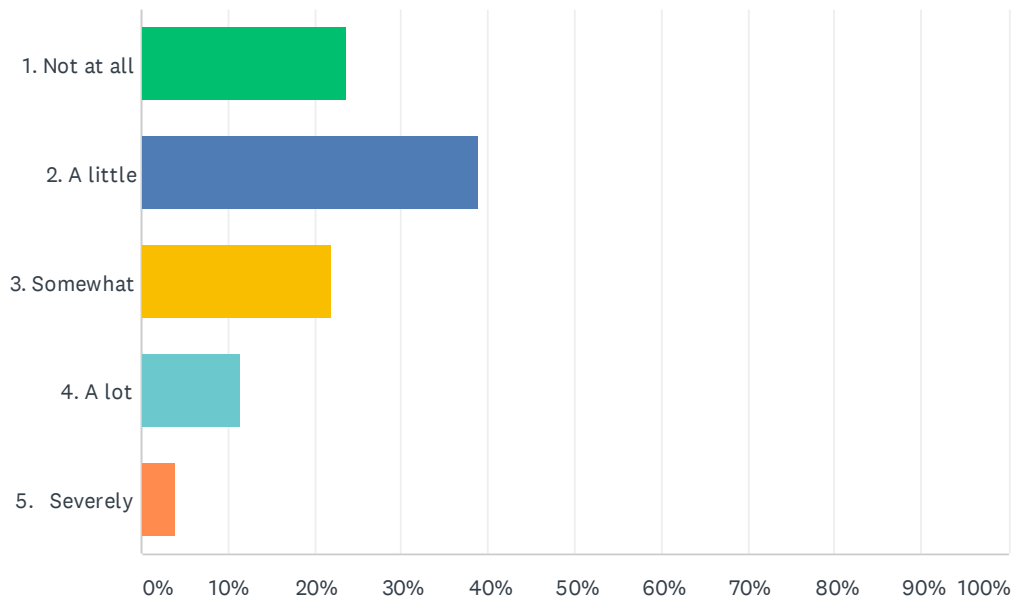
Answered: 330 Skipped: 2



ANSWER CHOICES	RESPONSES	
Yes	86.97%	287
No	13.03%	43
TOTAL		330

Q3 On a scale of 1-5 with 1 being not affected and 5 being severe, how much would you say your mental health has been affected by the Coronavirus pandemic?

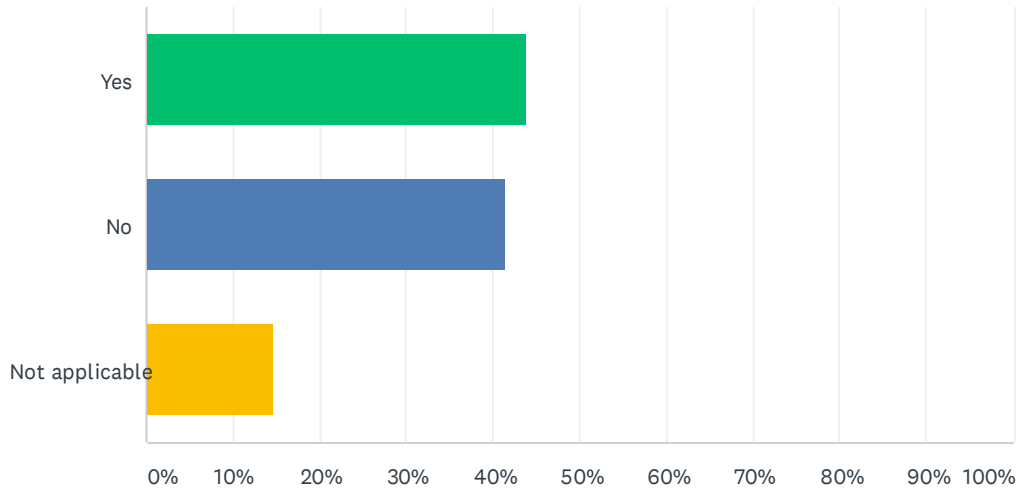
Answered: 331 Skipped: 1



ANSWER CHOICES	RESPONSES	
1. Not at all	23.56%	78
2. A little	38.97%	129
3. Somewhat	22.05%	73
4. A lot	11.48%	38
5. Severely	3.93%	13
TOTAL		331

Q4 Has your healthcare for other conditions been affected by the Coronavirus pandemic? For example, through cancelled operations or appointments, difficulty obtaining prescriptions or medication, difficulty making GP appointments?

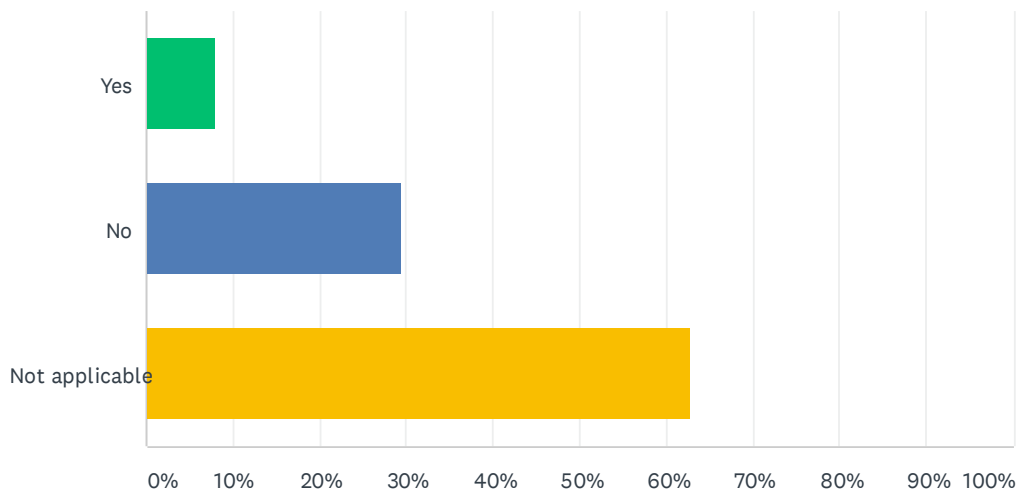
Answered: 330 Skipped: 2



ANSWER CHOICES	RESPONSES
Yes	43.94% 145
No	41.52% 137
Not applicable	14.55% 48
TOTAL	330

Q5 Has your experience of social care/ personal care been affected by the Coronavirus pandemic? For example, visits from care workers, access to residential or nursing care homes, etc.

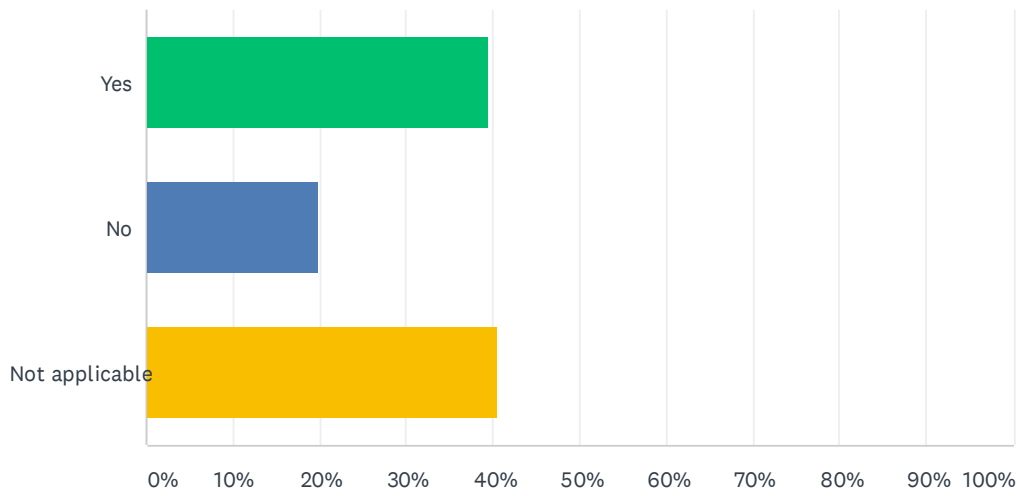
Answered: 330 Skipped: 2



ANSWER CHOICES	RESPONSES
Yes	7.88% 26
No	29.39% 97
Not applicable	62.73% 207
TOTAL	330

Q6 Have your children/ has your role as a parent been affected by the Coronavirus pandemic and subsequent lockdown?

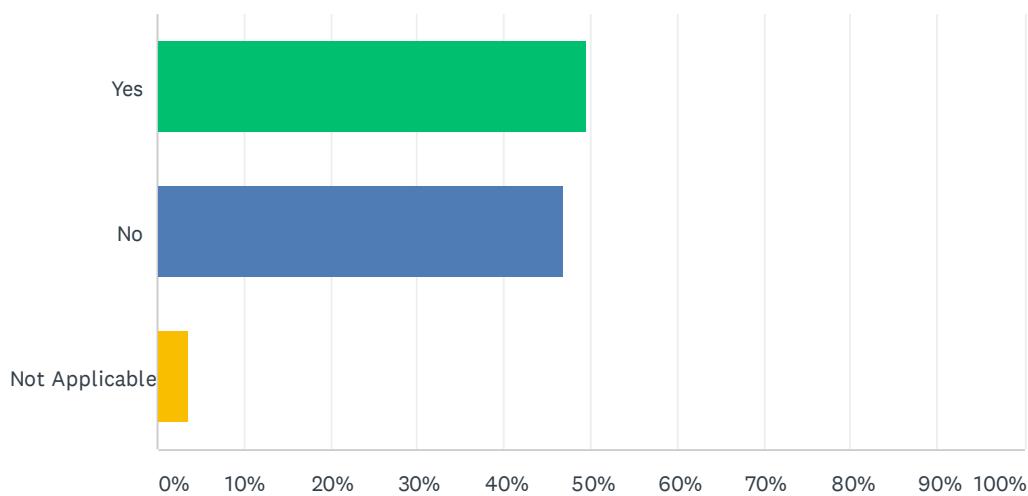
Answered: 331 Skipped: 1



ANSWER CHOICES	RESPONSES	
Yes	39.58%	131
No	19.94%	66
Not applicable	40.48%	134
TOTAL		331

Q7 Has your family or personal relationship(s) been affected by the Coronavirus pandemic and subsequent lockdown?

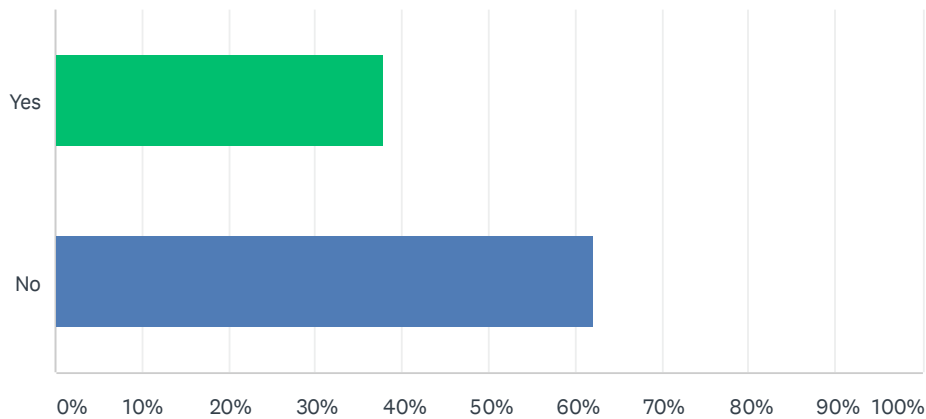
Answered: 331 Skipped: 1



ANSWER CHOICES	RESPONSES	
Yes	49.55%	164
No	46.83%	155
Not Applicable	3.63%	12
TOTAL		331

Q8 Has your job, pay or household income been affected by the Coronavirus pandemic and subsequent lockdown?

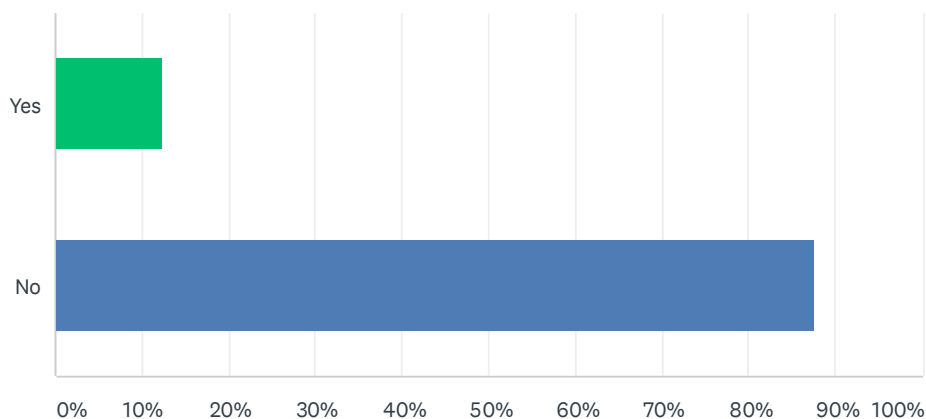
Answered: 332 Skipped: 0



ANSWER CHOICES	RESPONSES	
Yes	37.95%	126
No	62.05%	206
TOTAL		332

Q9 Do you have ongoing personal or financial problems as a result of the Coronavirus pandemic?

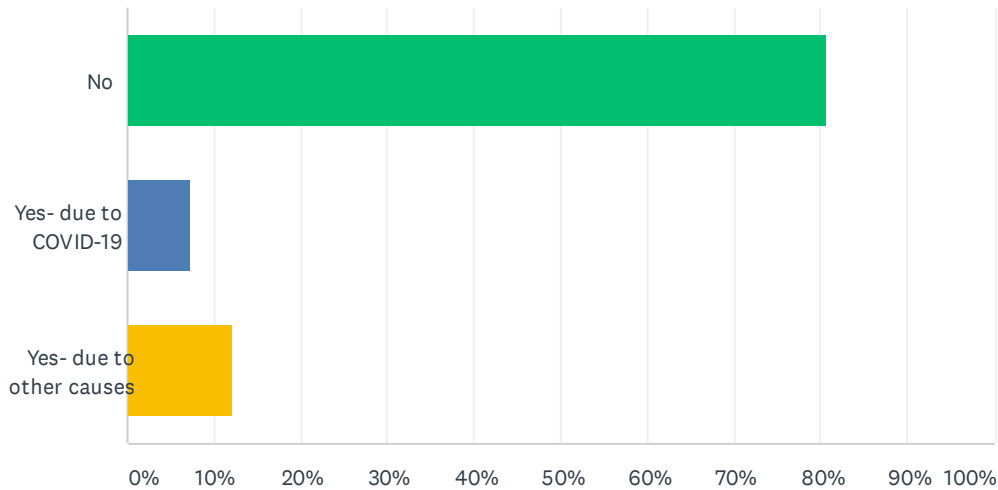
Answered: 330 Skipped: 2



ANSWER CHOICES	RESPONSES	
Yes	12.42%	41
No	87.58%	289
TOTAL		330

Q10 Has a family member or close friend died during the COVID-19 crisis?

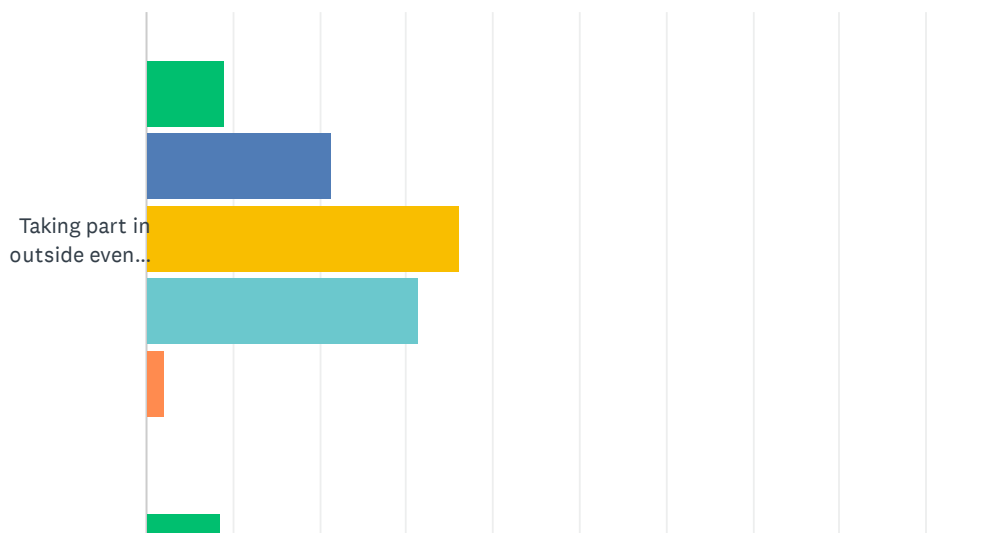
Answered: 331 Skipped: 1



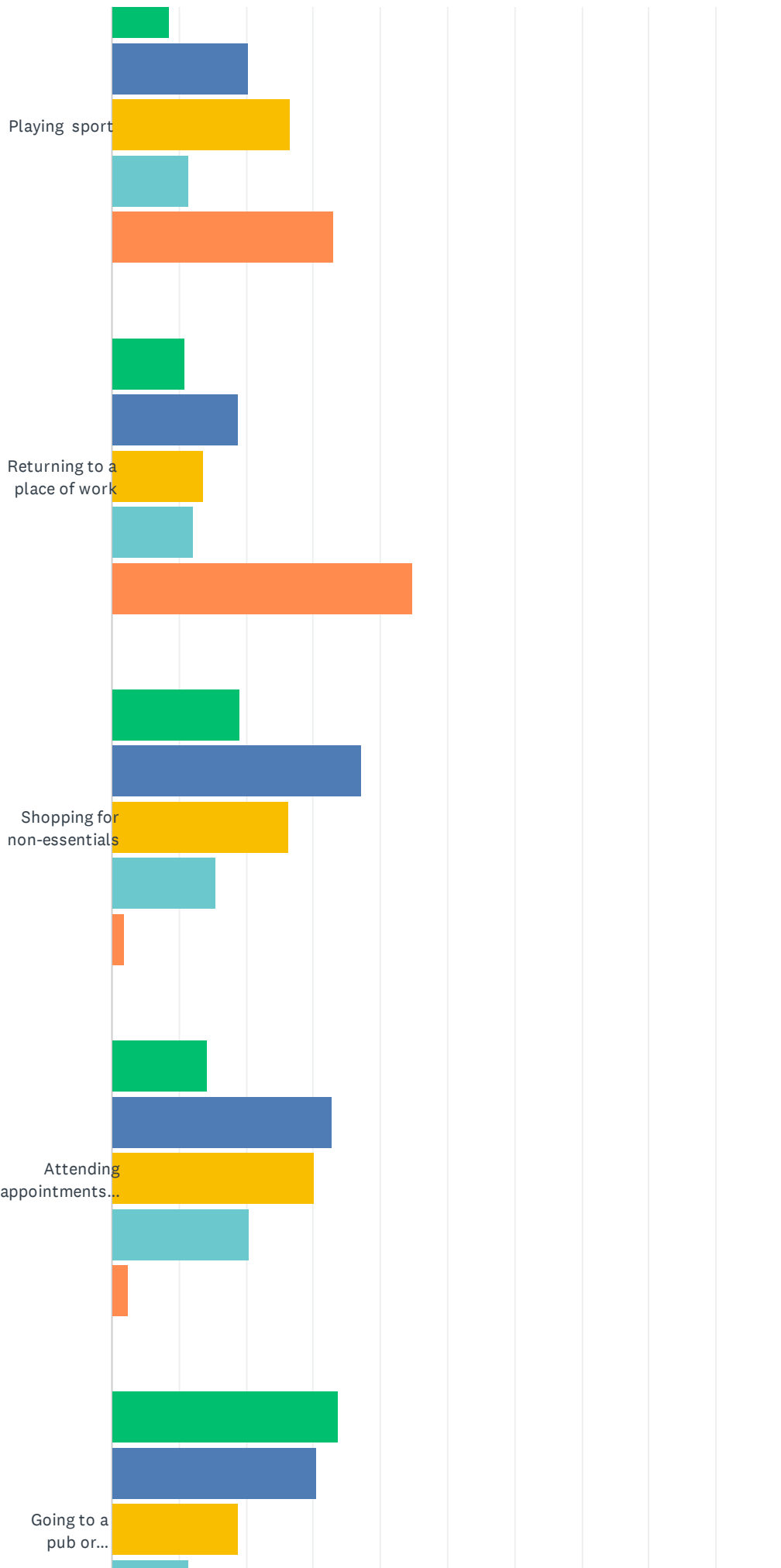
ANSWER CHOICES	RESPONSES	
No	80.66%	267
Yes- due to COVID-19	7.25%	24
Yes- due to other causes	12.08%	40
TOTAL		331

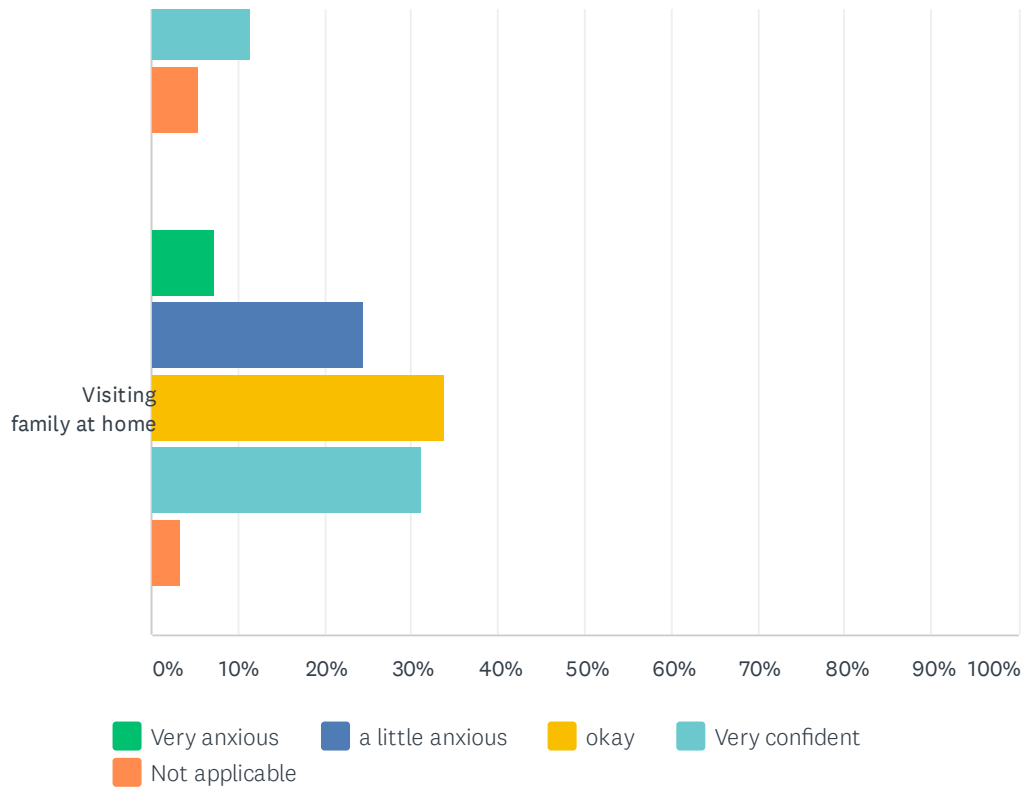
Q11 How confident do you feel about taking part in the following activities now that the Government restrictions are lifting:

Answered: 332 Skipped: 0



COVID-19 Congleton Wellbeing Questionnaire Open until 28th August 2020





	VERY ANXIOUS	A LITTLE ANXIOUS	OKAY	VERY CONFIDENT	NOT APPLICABLE	TOTAL
Taking part in outside events such as walks or picnic with others	9.04% 30	21.39% 71	36.14% 120	31.33% 104	2.11% 7	332
Playing sport	8.64% 28	20.37% 66	26.54% 86	11.42% 37	33.02% 107	324
Returning to a place of work	10.88% 36	18.73% 62	13.60% 45	12.08% 40	44.71% 148	331
Shopping for non-essentials	19.09% 63	37.27% 123	26.36% 87	15.45% 51	1.82% 6	330
Attending appointments e.g.- medical	14.16% 47	32.83% 109	30.12% 100	20.48% 68	2.41% 8	332
Going to a pub or restaurant	33.64% 111	30.61% 101	18.79% 62	11.52% 38	5.45% 18	330
Visiting family at home	7.25% 24	24.47% 81	33.84% 112	31.12% 103	3.32% 11	331

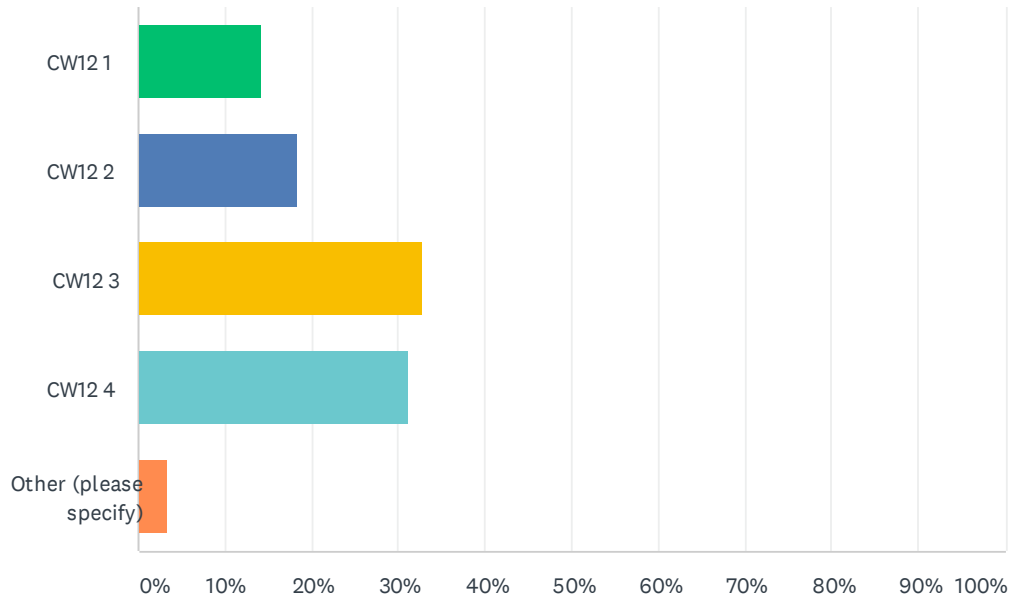
Q12 Is there any other way that your health and wellbeing has been affected by the Corona virus that you would like to tell us about?

Answered: 78 Skipped: 254

Q13 Please help us to understand a little about you. Please tick the first part of your Postal Code so we can check that the responses represent all four areas of Congleton.

Answered: 331 Skipped: 1

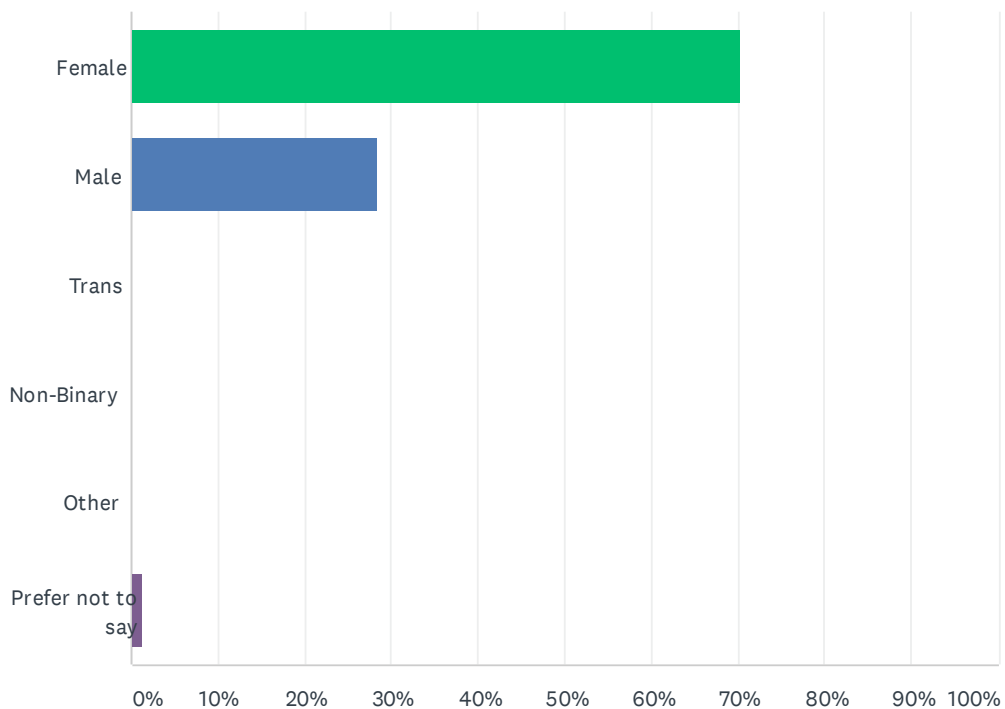
COVID-19 Congleton Wellbeing Questionnaire Open until 28th August 2020



ANSWER CHOICES	RESPONSES
CW12 1	14.20% 47
CW12 2	18.43% 61
CW12 3	32.93% 109
CW12 4	31.12% 103
Other (please specify)	3.32% 11
TOTAL	331

Q14 What gender do you identify as ?

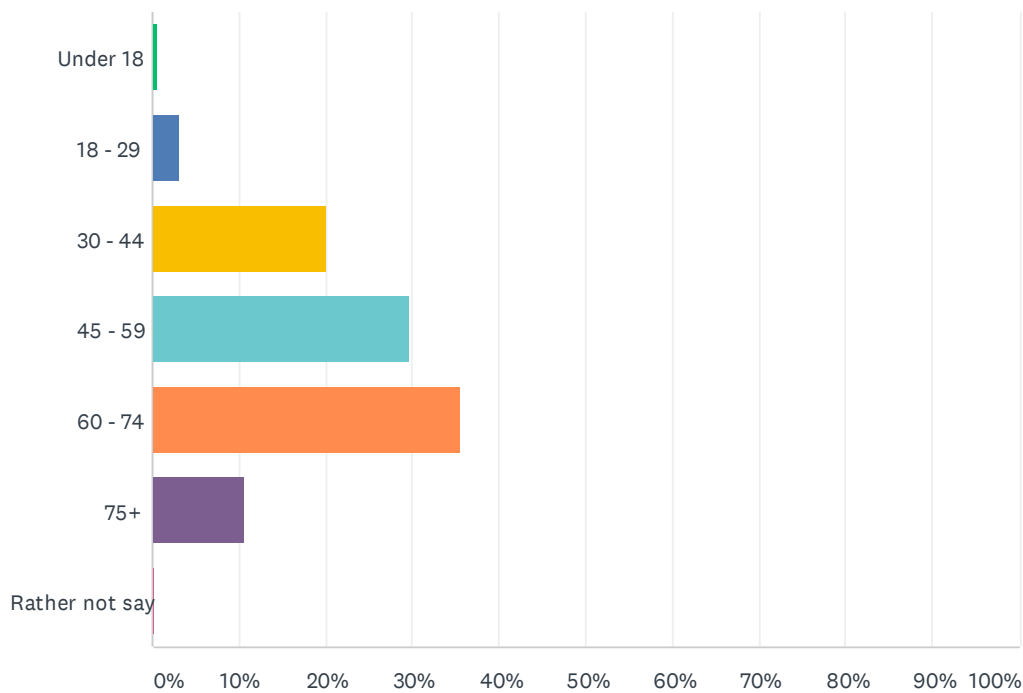
Answered: 330 Skipped: 2



ANSWER CHOICES	RESPONSES	
Female	70.30%	232
Male	28.48%	94
Trans	0.00%	0
Non-Binary	0.00%	0
Other	0.00%	0
Prefer not to say	1.21%	4
TOTAL		330

Q15 Which age group are you in?

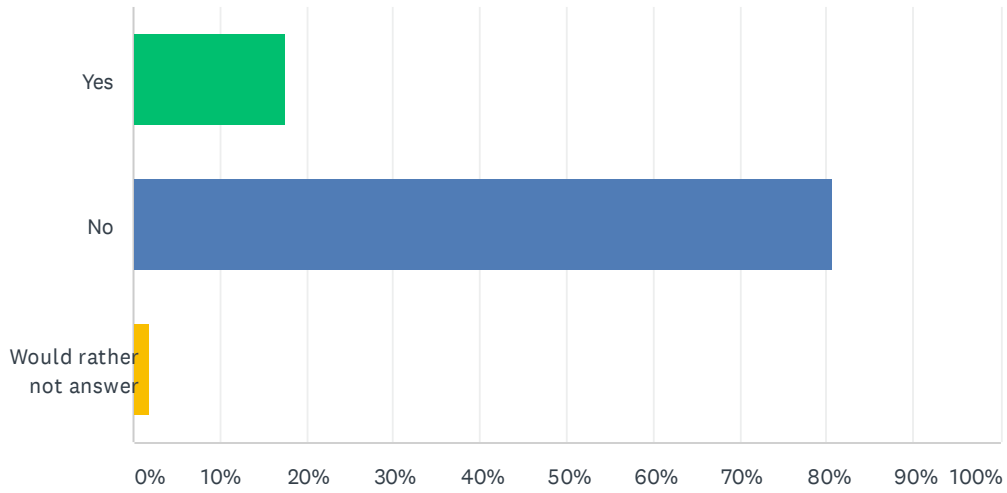
Answered: 329 Skipped: 3



ANSWER CHOICES	RESPONSES	
Under 18	0.61%	2
18 - 29	3.04%	10
30 - 44	20.06%	66
45 - 59	29.79%	98
60 - 74	35.56%	117
75+	10.64%	35
Rather not say	0.30%	1
TOTAL		329

Q16 Do you consider yourself to have a disability?

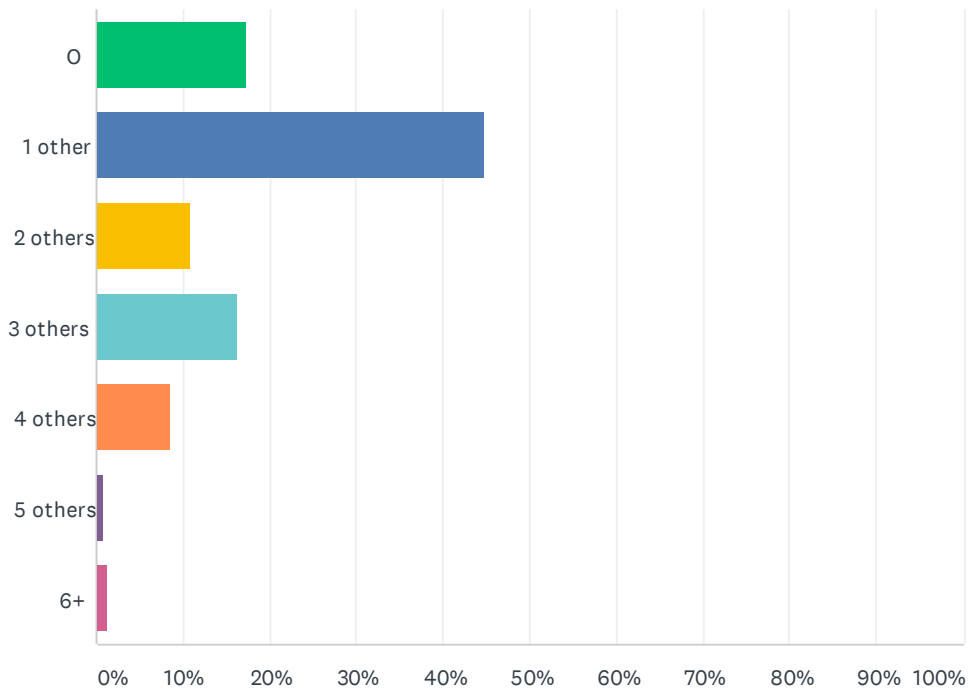
Answered: 331 Skipped: 1



ANSWER CHOICES	RESPONSES	
Yes	17.52%	58
No	80.66%	267
Would rather not answer	1.81%	6
TOTAL		331

Q17 How many people (include all ages) usually live in your household with you?

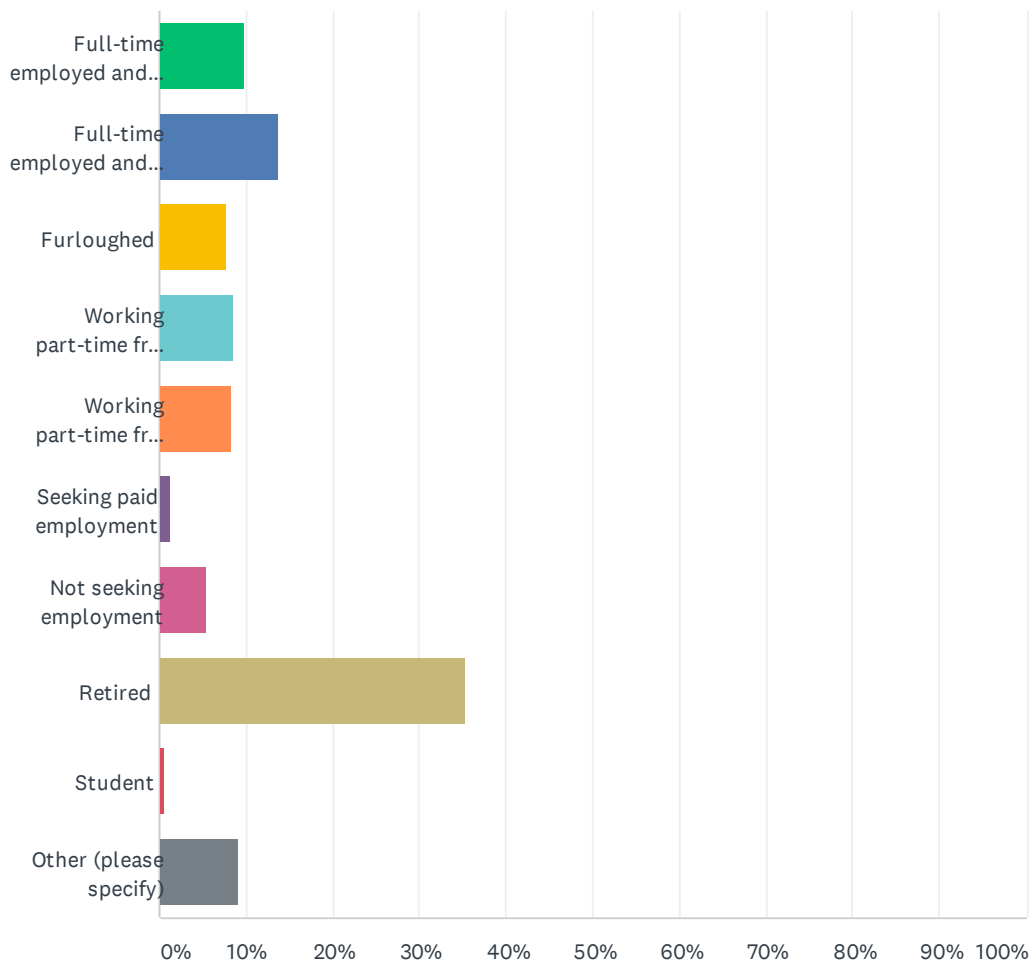
Answered: 329 Skipped: 3



ANSWER CHOICES	RESPONSES	
0	17.33%	57
1 other	44.68%	147
2 others	10.94%	36
3 others	16.41%	54
4 others	8.51%	28
5 others	0.91%	3
6+	1.22%	4
TOTAL		329

Q18 Which of the following best describes you? (Please choose only one.)

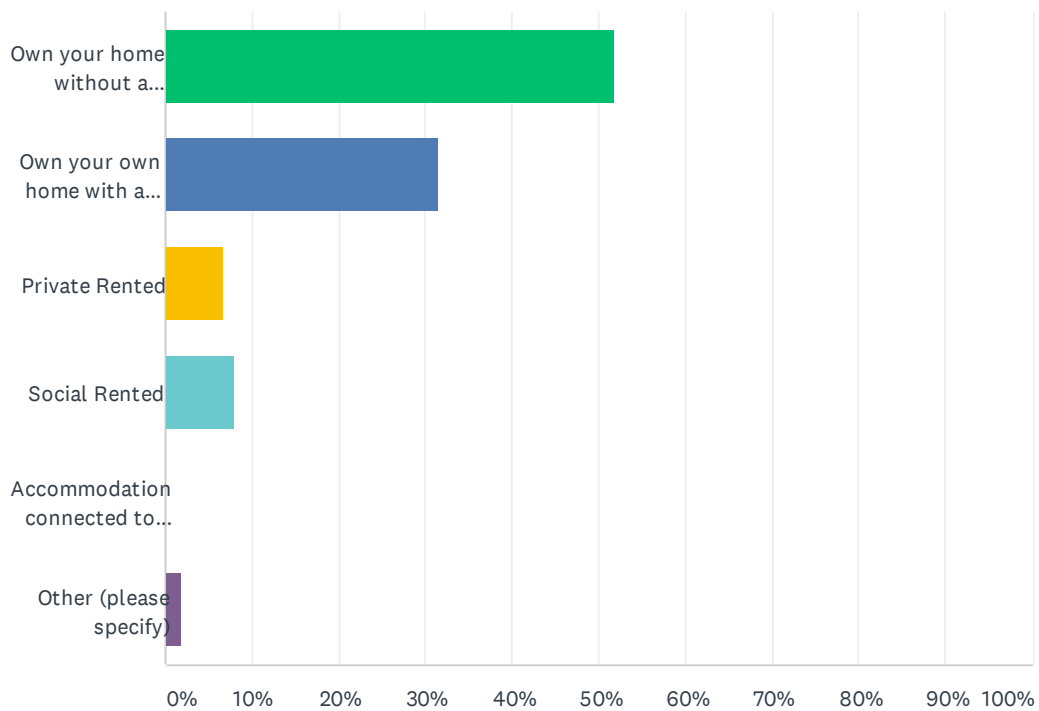
Answered: 326 Skipped: 6



ANSWER CHOICES	RESPONSES	
Full-time employed and working in same location as pre-COVID-19	9.82%	32
Full-time employed and working from home	13.80%	45
Furloughed	7.67%	25
Working part-time from employment site	8.59%	28
Working part-time from home	8.28%	27
Seeking paid employment	1.23%	4
Not seeking employment	5.52%	18
Retired	35.28%	115
Student	0.61%	2
Other (please specify)	9.20%	30
TOTAL		326

Q19 What type of accommodation do you live in

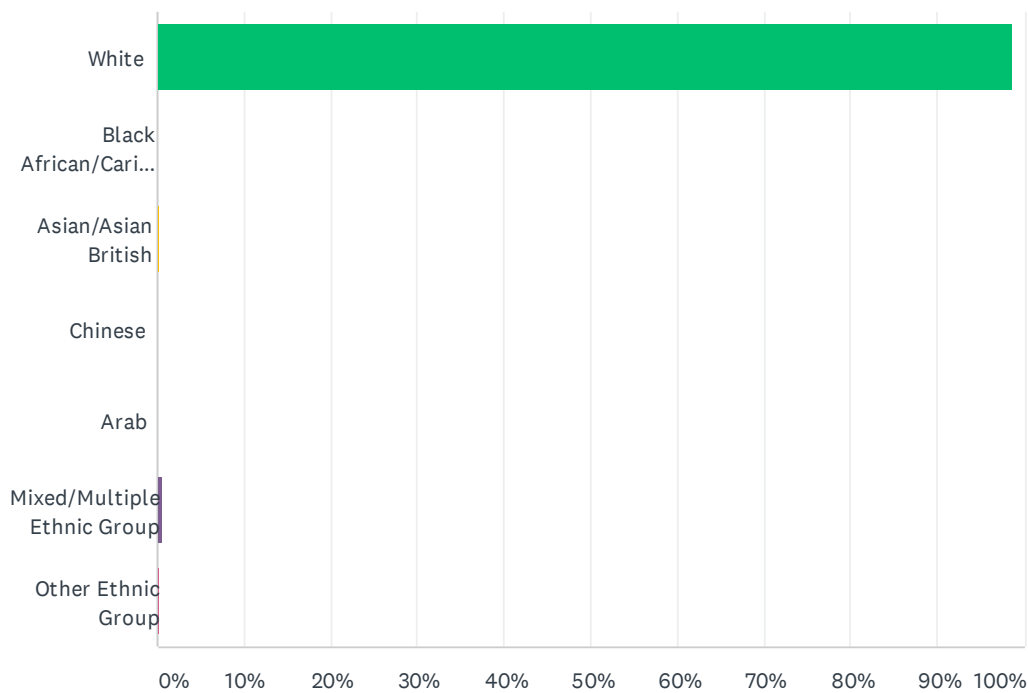
Answered: 329 Skipped: 3



ANSWER CHOICES	RESPONSES	
Own your home without a mortgage	51.98%	171
Own your own home with a mortgage	31.61%	104
Private Rented	6.69%	22
Social Rented	7.90%	26
Accommodation connected to employment	0.00%	0
Other (please specify)	1.82%	6
TOTAL		329

Q20 Which of the following ethnic groups do you most identify with?

Answered: 327 Skipped: 5



ANSWER CHOICES	RESPONSES	
White	98.78%	323
Black African/Caribbean/Black British	0.00%	0
Asian/Asian British	0.31%	1
Chinese	0.00%	0
Arab	0.00%	0
Mixed/Multiple Ethnic Group	0.61%	2
Other Ethnic Group	0.31%	1
TOTAL		327