

**Congleton Town Council**

**Financial Statements**

**For the year ended 31 March 2011**

**Congleton Town Council**

**Table of Contents**

**31 March 2011**

	<b>Page</b>
<b>Table of Contents.....</b>	<b>2</b>
<b>Council Information.....</b>	<b>3</b>
<b>Statement of Responsibilities.....</b>	<b>4</b>
<b>Statement of Accounting Policies.....</b>	<b>5</b>
<b>Income and Expenditure Account.....</b>	<b>7</b>
<b>Statement of Movement in Reserves.....</b>	<b>8</b>
<b>Balance Sheet.....</b>	<b>9</b>
<b>Cash Flow Statement.....</b>	<b>10</b>
<b>Notes to the Accounts.....</b>	<b>11</b>
1 Interest and Investment Income.....	11
2 Agency Work.....	11
3 Related Party Transactions.....	11
4 Publicity.....	11
5 S.137 Expenditure.....	11
6 Audit Fees.....	12
7 Members' Allowances.....	12
8 Employees.....	12
9 Pension Costs.....	12
10 Tangible Fixed Assets.....	13
11 Financing of Capital Expenditure.....	13
12 Information on Assets Held.....	14
13 Debtors.....	14
14 Long Term Liabilities.....	15
15 Financial Commitments under Operating Leases.....	15
16 Deferred Grants.....	16
17 Creditors and Accrued Expenses.....	16
18 Capital Financing Account.....	17
19 Revaluation Reserve.....	17
20 Earmarked Reserves.....	17
21 Reconciliation of Revenue Cash Flow.....	18
22 Movement in Cash.....	18
23 Reconciliation of Net Funds/Debt.....	19
24 Capital Commitments.....	19
25 Contingent Liabilities.....	19
26 Post Balance Sheet Events.....	19
<b>Appendices.....</b>	<b>20</b>

**Congleton Town Council**

**Council Information**

**31 March 2011**

( Information current at 19th May 2011 )

**Town Mayor**

Cllr D. S. Martin

**Councillors**

Cllr S. A. Holland (Deputy Mayor)

Cllr D. S. Allen  
Cllr L. D. Barker  
Cllr G. Baxendale  
Cllr R. I. Brightwell  
Cllr D. T. Brown  
Cllr M. Carey  
Cllr J. S. Crowther  
Cllr G. R. Edwards  
Cllr D. Fletcher  
Cllr G. P. Hayes  
Cllr M. J. Hutton  
Cllr A. M. Martin  
Cllr D. A. Parker  
Cllr J. D. Parry  
Cllr N. T. Price  
Cllr E. Wardlow  
Cllr G. S. Williams  
Cllr R. K. Williams

**Town Clerk**

Mr. B. Hogan BA (Hons), FCMI CILCA

**Responsible Financial Officer (RFO)**

Mrs J. Potts FMAAT, CILCA

**Auditors**

The Audit Commission  
2<sup>nd</sup> Floor Aspinall House  
Aspinall Close, Middleton  
Bolton, Lancashire  
BL6 6QQ

**Internal Auditors**

Auditing Solutions Limited  
The Offices, Griffin Farm  
Bowden Hill, Lacock  
Chippenham  
SN15 2PP

**Congleton Town Council**

**Statement of Responsibilities**

**31 March 2011**

**The Council's Responsibilities**

The council is required:

- to make arrangements for the proper administration of its financial affairs
- to secure that one of its officers (R.F.O.) has the responsibility for the administration of those affairs. At this council that officer is the Responsible Financial Officer, and
- to manage its affairs to secure economic, efficient and effective use of resources and safeguard its assets.

**The Responsible Financial Officer's Responsibilities**

The R.F.O. is responsible for the preparation of the council's Financial Statements in accordance with "Part 4 of the Practitioners' Guide to the Accounts and Audit Regulations 2003 (as amended)" (the guide), so far as is applicable to this council, to present a true and fair view of the financial position of the council at 31 March 2011 and its income and expenditure for the year then ended.

In preparing the Financial Statements, the R.F.O. has:

- selected suitable accounting policies and then applied them consistently
- made judgements and estimates that were reasonable and prudent, and
- complied with the guide.


The R.F.O. has also:

- kept proper accounting records, which were up to date, and
- taken reasonable steps for the prevention and detection of fraud and other irregularities.

**Responsible Financial Officer's Certificate**

I hereby certify that the Financial Statements for the year ended 31 March 2011 required by the Accounts and Audit Regulations 2003 (as amended) are set out in the following pages.

I further certify that the Financial Statements present a true and fair view of the financial position of Congleton Town Council at 31 March 2011, and its income and expenditure for the year ended 31 March 2011.

Signed:  .....

Mrs J. Potts FMAAT, CiLCA- Responsible Financial Officer

Date: 19.5.2011 .....

**Congleton Town Council**  
**Statement of Accounting Policies**  
**31 March 2011**

**Accounting Convention**

The accounts have been prepared, for the first time, in accordance with the Financial Reporting Standard for Smaller Entities (effective April 2008) (FRSSE) issued by the Accounting Standards Board, as applied to Local Councils by part 4 of Governance and Accountability for Local Councils – A Practitioners Guide (England) (the guide). Comparative figures have been restated to conform to the revised formats where appropriate. Certain requirements have been omitted for clarity and simplicity as these statements are not subject to audit. They are produced in support of the council's audited Statement of Accounts contained within the Annual Return Statement of Accounts.

These accounts have been prepared having regard to the fundamental accounting concepts of: Going Concern, Prudence, Accruals, Relevance, Consistency, Reliability, Comparability, Understandability and Materiality.

The accounts have been prepared under the historical cost convention.

**Fixed Assets**

All expenditure on the acquisition, creation or enhancement of fixed assets above the council de-minimis (currently £1000) is capitalised on an accruals basis in the accounts. Expenditure on fixed assets is capitalised, provided that the fixed asset yields benefits to the authority, and the services it provides, for a period of more than one year.

In accordance with FRSSE depreciation is provided on all operational buildings (but not land), as well as other assets.

Fixed Assets are included in the balance sheet at valuations current on 31<sup>st</sup> March 2009 together with subsequent acquisitions and enhancements at cost, in accordance with para. 4.40 of the guide.

Disposals of fixed assets are reported in the Income and Expenditure Account and, in accordance with the guide, the net book value of asset disposals is reversed out to the Capital Financing Account in order not to constitute a charge to the council's revenue reserves.

**Depreciation Policy**

Buildings and leasehold land are depreciated over the shorter of 50 years or the anticipated remaining useful lives on a straight line basis.

Freehold land is not depreciated.

Non Operational Assets (including Investment Properties) are not depreciated

Vehicles, plant, equipment and furniture are depreciated over 3 to 10 years on a straight line basis.

Infrastructure assets are depreciated over 10 years at 10% per annum straight line.

Community assets are not depreciated, because they are of either intrinsic or purely nominal value.

Depreciation is accounted for as a Balance Sheet movement only, not through the Income and Expenditure Account.

**Grants or Contributions from Government or Related Bodies**

**Capital Grants**

Where a fixed asset has been acquired or improved with the financing either wholly or in part by a grant or contribution from government or a related body, e.g. Sports Council, the amount of the grant has been credited to Deferred Grants Account and carried forward. Grants so credited are released back to revenue over the life of the asset to match, and thereby offset wholly or in part, depreciation charged.

**Revenue Grants**

Revenue grants are credited to income when conditions attached thereto have been fulfilled and/or equivalent expenditure has been incurred. Grants received in respect of which the conditions have not been fulfilled, or expenditure incurred, are carried forward as deferred revenue grants.

**Congleton Town Council**  
**Statement of Accounting Policies**  
**31 March 2011**

**Debtors and Creditors**

The revenue accounts of the council are maintained on an accruals basis in accordance with the regulations. That is sums due to or from the council during the year are included whether or not the cash has actually been received or paid in the year. Exceptions to this are payment of regular quarterly and other accounts (e.g. telephones, electricity). This policy is applied consistently each year. Therefore, it will not have a material effect on the year's accounts or on the council's annual budget.

The council reviews the level of its commercial debtors on a regular basis and provisions are made, as required, where the likelihood of amounts proving ultimately collectable is in doubt.

**Value Added Tax**

Income and Expenditure excludes any amounts related to VAT, as all VAT suffered/collected is recoverable from or payable to HM Revenue and Customs. Any amounts not so recoverable are treated as a separate expense.

The council accounts for loans on an accruals basis. Details of the council's external borrowings are shown at note 15.

Rentals payable under operating leases are charged to revenue on an accruals basis. Details of the council's obligations under operating leases are shown at note 16.

**Reserves**

The council maintains certain reserves to meet general and specific future expenditure. The purpose of the council's reserves is explained in notes 19 to 22

Certain reserves are maintained to manage the accounting processes for tangible fixed assets, available for sale investments and retirement benefits. They do not represent usable resources for the council:

Revaluation Reserves – hold balances representing unrealised gains on the appropriate asset since 1<sup>st</sup> April 2007.

Capital Financing Account – represent the council's investment of resources in such assets already made.

**Interest Income**

All interest receipts are credited initially to general funds.

**Cost of Support Services**

The costs of management and administration have been apportioned to services on an appropriate and consistent basis.

This apportionment is not reflected in the Income and Expenditure account, but is used for Management Accounting and Annual Report purposes only.

**Pensions**

The pension costs that are charged against precept in the council's accounts, in respect of its employees, are equal to the contributions paid to the funded pension scheme for those employees.

These contributions are determined by the fund's actuary on a triennial basis and are set to meet 100% of the liabilities of the pension fund, in accordance with relevant government regulations.

The next actuarial valuation was due at 31st March 2013 and any change in contribution rates as a result of that valuation will take effect from 1st April 2013.

**Congleton Town Council**  
**Income and Expenditure Account**  
**31 March 2011**

	Notes	2011	2010
		£	(Restated) £
<b>Income</b>			
Precept on District Council		635,908	580,863
Grants Receivable		104,593	26,119
Rents Receivable, Interest & Investment Income		9,947	3,259
Charges made for Services		122,629	119,217
Other Income		1,951	501
<b>Total Income</b>		<b>875,028</b>	<b>729,959</b>
<b>Expenditure</b>			
<b>Direct Service Costs:</b>			
Salaries & Wages		(104,996)	(90,687)
Grant-aid Expenditure		(87,731)	(98,270)
Other Costs		(213,595)	(214,006)
<b>Democratic, Management &amp; Civic Costs:</b>			
Salaries & Wages		(155,803)	(121,075)
Other Costs		(110,477)	(112,527)
<b>Total Expenditure</b>		<b>(672,602)</b>	<b>(636,565)</b>
<b>Excess of Income over Expenditure for the year:</b>		<b>202,426</b>	<b>93,394</b>
<b>Exceptional Items</b>			
(Loss) on the disposal of fixed assets		(45)	-
<b>Net Operating Surplus for Year</b>		<b>202,381</b>	<b>93,394</b>
<b>STATUTORY CHARGES &amp; REVERSALS</b>			
Statutory Charge for Capital (i.e. Loan Capital Repaid)		(54,459)	-
Capital Expenditure charged to revenue	11	(8,646)	(18,940)
Reversal of gains and losses on capital transactions		45	-
<b>Net Surplus for the Year</b>		<b>139,321</b>	<b>74,454</b>
The above Surplus for the Year has been applied for the Year to as follows:			
Transfer (to) Earmarked Reserves	22	137,836	49,640
Surplus for the Year to General Fund		1,485	24,814
		<b>139,321</b>	<b>74,454</b>

The council had no other recognisable gains and/or losses during the year.

*The notes on pages 11 to 19 form part of these statements.*

**Congleton Town Council**  
**Statement of Movement in Reserves**  
**31 March 2011**

Reserve	Purpose of Reserve	Notes	2011 £	Net Movement in Year £	2010 £
Asset Revaluation Reserve	Store of gains on revaluation of fixed assets	20	105,592	-	105,592
Capital Financing Account	Store of capital resources set aside to purchase fixed assets	19	325,016	21,717	303,299
Earmarked Reserves	Amounts set aside from revenue to meet general and specific future expenditure	22	267,311	137,836	129,475
General Fund	Resources available to meet future running costs		154,746	1,485	153,261
<b>Total</b>			<b>852,665</b>	<b>161,038</b>	<b>691,627</b>

---

*The notes on pages 11 to 19 form part of these statements.*



**Congleton Town Council**

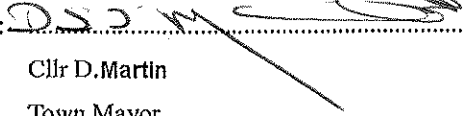
**Balance Sheet**


**31 March 2011**

	Notes	2011 £	2011 £	2010 £
<b>Fixed Assets</b>				
Tangible Fixed Assets	10		2,427,903	2,243,511
<b>Current Assets</b>				
Debtors and prepayments	13	38,151		35,786
Cash at bank and in hand		601,743		659,479
		639,894		695,265
<b>Current Liabilities</b>				
Current Portion of Long Term Borrowings		(39,922)		(39,409)
Creditors and income in advance	18	(38,844)		(50,322)
<b>Net Current Assets</b>			561,128	605,534
<b>Total Assets Less Current Liabilities</b>			2,989,031	2,849,045
<b>Long Term Liabilities</b>				
Long-term borrowing	15		(655,619)	(644,601)
Deferred Grants	17		(1,480,747)	(1,512,817)
<b>Total Assets Less Liabilities</b>			852,665	691,627
<b>Capital and Reserves</b>				
Revaluation Reserve	20		105,592	105,592
Capital Financing Account	19		325,016	303,299
Earmarked Reserves	22		267,311	129,475
General Reserve			154,746	153,261
			852,665	691,627

The Financial Statements represent a true and fair view of the financial position of the Council as at 31 March 2011, and of its Income and Expenditure for the year.

These accounts were approved by the Council on 19th May 2011 .

Signed:   
Cllr D. Martin  
Town Mayor

  
Mrs J. Potts FMAAT, CILCA  
Responsible Financial Officer

Date: 19/5/2011

19/5/11

*The notes on pages 11 to 19 form part of these statements.*

**Congleton Town Council**

**Cash Flow Statement**

**31 March 2011**

	Notes	2011 £	2011 £	2010 £
<b>REVENUE ACTIVITIES</b>				
<i>Cash outflows</i>				
Paid to and on behalf of employees		(259,670)		(211,439)
Other operating payments		(405,397)		(451,633)
		-		-
			(665,067)	(663,072)
<i>Cash inflows</i>				
Precept on District Council		635,908		580,863
Cash received for services		113,073		115,430
Revenue grants received		104,593		26,119
			853,574	722,412
<b>Net cash inflow from Revenue Activities</b>	23		188,507	59,340
<b>SERVICING OF FINANCE</b>				
<i>Cash outflows</i>				
Interest paid		(18,368)		-
<i>Cash inflows</i>				
Interest received		7,522		3,259
<b>Net cash (outflow)/inflow from Servicing of Finance</b>			(10,846)	3,259
<b>CAPITAL ACTIVITIES</b>				
<i>Cash outflows</i>				
Purchase of fixed assets		(251,928)		(340,743)
<i>Cash inflows</i>				
Capital grant received		5,000		-
<b>Net cash (outflow) from Capital Activities</b>			(246,928)	(340,743)
<b>Net cash (outflow) before Financing</b>			(69,267)	(278,144)
<b>FINANCING AND LIQUID RESOURCES</b>				
<i>Cash outflows</i>				
Loan repayments made			(54,459)	-
<i>Cash inflows</i>				
New loans raised			65,990	684,010
<b>Net cash inflow from financing and liquid resources</b>			11,531	684,010
<b>(Decrease)/Increase in cash</b>	24		(57,736)	405,866

*The notes on pages 11 to 19 form part of these statements.*

**Congleton Town Council**

**Notes to the Accounts**

**31 March 2011**

**1 Interest and Investment Income**

	2011	2010
	£	£
Interest Income - General Funds	9,947	3,259
	<u>9,947</u>	<u>3,259</u>

**2 Agency Work**

During the year the Council undertook no agency work on behalf of other authorities.

During the year the Council commissioned no agency work to be performed by other authorities.

**3 Related Party Transactions**

The council entered into no material transactions with related parties during the year.

**4 Publicity**

Section 5 of the Local Government Act 1986 requires the council to disclose expenditure on publicity. Details are shown under the following broad categories:

	2011	2010
	£	£
Recruitment Advertising	57	978
Other Advertising	14	264
Promotions	5,567	8,636
Council Newsletter	4,689	4,800
Council Website	617	654
	<u>10,944</u>	<u>15,332</u>

**5 S.137 Expenditure**

Section 137 of the Local Government Act 1972 (as amended) enables the council to spend up to the product of £6.44 (year ended 31 March 2010 - £6.15) per head on the electoral roll in any one year for the benefit of people in its area on activities or projects not specifically authorised by other powers.

	2011	2010
	£	£
The total amount of available for this purpose was	<u>139,104</u>	<u>133,560</u>
Expenditure was incurred for the following purposes:		
Grants to Voluntary Bodies	<u>22,965</u>	<u>25,588</u>
	<u>22,965</u>	<u>25,588</u>

It should be noted that grants to bodies such as the Citizen's Advice Bureau are made under other specific legal powers and so are not included in the above figures.

**Congleton Town Council**

**Notes to the Accounts**

**31 March 2011**

**6 Audit Fees**

The council is required to report and disclose the cost of services provided by its external auditors.

These may be summarised as follows:

	2011	2010
	£	£
Fees for statutory audit services	2,600	2,500
Total fees	2,600	2,500

**7 Members' Allowances**

	2011	2010
	£	£
Members of Council have been paid the following allowances for the year:		
Mayors Allowance	2,600	2,600
Deputy Mayor's Allowance	260	260
	2,860	2,860

**8 Employees**

The average weekly number of employees during the year was as follows:

	2011	2010
	Number	Number
Full-time	4	2
Part-time	9	8
Temporary	1	7
	14	17

All staff are paid in accordance with nationally agreed pay scales.

No officer received a salary in excess of £50,000

**9 Pension Costs**

The council participates in the Cheshire County Council Pension Fund.

The Cheshire County Council Pension Fund is a defined benefit scheme, but the council is unable to identify its share of the underlying assets and liabilities because all town and parish councils in the scheme pay a common contribution rate.

Financial Reporting Standard for Small Enterprises (FRSSE), for schemes such as Cheshire County Council requires the council to account for pension costs on the basis of contributions actually payable to the scheme during the year.

The cost to the council for the year ended 31 March 2011 was £16,687 (31 March 2010 - £11,403).

The most recent actuarial valuation was carried out as at 31st March 2010, and the council's contribution rate is confirmed as being 17.80% of employees' pensionable pay with effect from 1st April 2010 (year ended 31 March 2011 - 17.30%).

**Congleton Town Council**

**Notes to the Accounts**

**31 March 2011**

**10 Tangible Fixed Assets**

	Operational Freehold Land and Buildings	Operational Leasehold Land and Buildings	Non Operational Land and Buildings	Vehicles and Equipment	Infra- structure Assets	Community Assets	Other	Total
Cost	£	£	£	£	£	£	£	£
At 31 March 2010	1,992,292	95,000	-	83,827	68,540	125,589	-	2,365,248
Additions	202,584	-	-	60,266	-	-	-	262,850
Disposals	-	-	-	(75)	-	-	-	(75)
At 31 March 2011	2,194,876	95,000	-	144,018	68,540	125,589	-	2,628,023
<b>Depreciation</b>								
At 31 March 2010	(70,546)	(3,800)		(33,877)	(12,914)	(600)	-	(121,737)
Charged for the year	(42,598)	(1,900)		(26,761)	(6,854)	(300)	-	(78,413)
Eliminated on disposal	-	-		30	-	-	-	30
At 31 March 2011	(113,144)	(5,700)	-	(60,608)	(19,768)	(900)	-	(200,120)
<b>Net Book Value</b>								
At 31 March 2011	2,081,732	89,300	-	83,410	48,772	124,689	-	2,427,903
At 31 March 2010	1,921,746	91,200	-	49,950	55,626	124,989	-	2,243,511

**11 Financing of Capital Expenditure**

	2011 £	2010 £
The following capital expenditure during the year:		
Fixed Assets Purchased	262,850	340,743
	262,850	340,743
was financed by:		
Capital Grants	5,000	-
Loan Proceeds	249,204	321,803
Revenue:		
from Capital Projects Reserve	7,646	13,248
Precept and Revenue Income	1,000	5,692
	262,850	340,743

**Congleton Town Council**

**Notes to the Accounts**

**31 March 2011**

**12 Information on Assets Held**

Fixed assets owned by the council include the following:

**Operational Land and Buildings**

Congleton Town Hall

Allotments

**Operational Land and Buildings**

Congleton Paddling Pool

**Vehicles and Equipment**

Light Vans - 1

Tourist Information Kiosk

Christmas Lights

Padling Pool plant and equipment

Sundry office equipment

**Infrastructure Assets**

Fencing and gates at various sites

Noticeboards and road signs

Other street furniture

**Community Assets**

Council Artefacts & Regalia

War Memorial

**13 Debtors**

	2011	2010
	£	£
Debtors Control	30,865	19,358
Trade Debtors	30,865	19,358
VAT Recoverable	4,861	14,091
Prepayments	-	2,337
Accrued Interest Income	2,425	-
	<u>38,151</u>	<u>35,786</u>

**Congleton Town Council**

**Notes to the Accounts**

**31 March 2011**

**14 Long Term Liabilities**

	<b>2011</b>	<b>2010</b>
	<b>£</b>	<b>£</b>
Public Works Loan Board	386,591	390,000
Bank Loans	308,950	294,010
	<u>695,541</u>	<u>684,010</u>

	<b>2011</b>	<b>2010</b>
	<b>£</b>	<b>£</b>
The above loans are repayable as follows:		
Within one year	39,922	39,409
From one to two years	40,093	39,572
From two to five years	121,386	119,773
From five to ten years	152,013	137,692
Over ten years	342,127	347,564
	<u>695,541</u>	<u>684,010</u>
Total Loan Commitment	695,541	684,010
Less: Repayable within one year	(39,922)	(39,409)
Repayable after one year	<u>655,619</u>	<u>644,601</u>

**15 Financial Commitments under Operating Leases**

The council had annual commitments under non-cancellable operating leases of equipment as follows:

	<b>2011</b>	<b>2010</b>
	<b>£</b>	<b>£</b>
Obligations expiring within one year	-	-
Obligations expiring between two and five years	806	1,348
Obligations expiring after five years	-	-
	<u>806</u>	<u>1,348</u>

**Congleton Town Council**

**Notes to the Accounts**

**31 March 2011**

**16 Deferred Grants**

	2011	2010
	£	£
<b>Capital Grants Unapplied</b>		
At 01 April	-	-
Grants received in the year	5,000	-
Applied to finance capital investment	(5,000)	-
At 31 March	-	-
<b>Capital Grants Applied</b>		
At 01 April	1,512,817	1,548,887
Grants Applied in the year	5,000	-
Released to offset depreciation	(37,070)	(36,070)
Extinguished and/or transferred	-	-
At 31 March	1,480,747	1,512,817
<b>Total Deferred Grants</b>		
At 31 March	1,480,747	1,512,817
At 01 April	1,512,817	1,548,887

Capital Grants are accounted for on an accruals basis and grants received have been credited to Deferred Grants Account. Amounts are released from the Deferred Grants Account to offset any provision for depreciation charged to revenue accounts in respect of assets that were originally acquired with the assistance of such grants.

**17 Creditors and Accrued Expenses**

	2011	2010
	£	£
Trade Creditors	3,413	24,750
Other Creditors	7,190	14,378
Payroll Taxes and Social Security	5,234	4,105
Accruals	12,085	7,089
Capital Creditors	10,922	-
	38,844	50,322



**Congleton Town Council**

**Notes to the Accounts**

**31 March 2011**

**18 Capital Financing Account  
(formerly Capital Adjustment Account)**

	2011	2010
	£	£
Balance at 01 April	303,299	313,471
Financing capital expenditure in the year		
Additions - using revenue balances	8,646	18,940
Loan repayments	54,459	-
Disposal of fixed assets	(75)	-
Depreciation eliminated on disposals	30	-
Reversal of depreciation	(78,413)	(65,182)
Deferred grants released	37,070	36,070
Balance at 31 March	325,016	303,299

The Capital Financing Account represents revenue and capital resources applied to finance capital expenditure or for the repayment of external loans. It also includes the reversal of depreciation to ensure it does not impact upon the amount to be met from precept. It does not represent a reserve that the council can use to support future expenditure.

**19 Revaluation Reserve**

	2011	2010
	£	£
Balance at 01 April	105,592	105,592
Balance at 31 March	105,592	105,592

The revised system of accounting for local councils requires the establishment of a Revaluation Reserve. The balance on this account represents revaluation of fixed assets since 1<sup>st</sup> April 2007, less subsequent depreciation charged to revenue on such revaluation elements. This account will increase or reduce as and when assets are revalued or disposed of.

**20 Earmarked Reserves**

	Balance at 01/04/2010	Contribution to reserve	Contribution from reserve	Balance at 31/03/2011
	£	£	£	£
Capital Projects Reserves	52,143	50,000	(10,585)	91,558
Asset Renewal Reserves	5,000	3,000	-	8,000
Other Earmarked Reserves	72,332	143,124	(47,703)	167,753
Total Earmarked Reserves	129,475	196,124	(58,288)	267,311

The Capital Projects Reserves are credited with amounts equivalent to the interest on capital receipts balances, together with other amounts set aside from revenue to part finance specific projects which are part of the council's capital programme.

The Other Earmarked Reserves are credited with amounts set aside from revenue to fund specific known commitments of the council.

The Other Earmarked Reserves at 31 March 2011 are set out in detail at Appendix A.

**Congleton Town Council**

**Notes to the Accounts**

**31 March 2011**

**21 Reconciliation of Revenue Cash Flow**

	<b>2011</b>	<b>2010</b>
	<b>£</b>	<b>£</b>
Net Operating Surplus for the year	202,426	93,394
Add/(Deduct)		
Reversal of Depreciation less Deferred Grants Released	-	-
Interest Payable	18,368	-
Interest and Investment Income	(7,522)	(3,259)
(Increase)/Decrease in stock held	-	1,906
(Increase) in debtors	(2,365)	(15,991)
(Decrease) in creditors	(22,400)	(16,711)
Revenue activities net cash inflow	<u>188,507</u>	<u>59,339</u>

**22 Movement in Cash**

	<b>2011</b>	<b>2010</b>
	<b>£</b>	<b>£</b>
<b>Balances at 01 April</b>		
Cash with accounting officers	89	1,049
Cash at bank	659,390	252,564
Bank overdraft	-	-
	<u>659,479</u>	<u>253,613</u>
<b>Balances at 31 March</b>		
Cash with accounting officers	124	89
Cash at bank	601,619	659,390
Bank overdraft	-	-
	<u>601,743</u>	<u>659,479</u>
<b>Net cash (outflow)/inflow</b>	<u>(57,736)</u>	<u>405,866</u>

Congleton Town Council

Notes to the Accounts

31 March 2011

**23 Reconciliation of Net Funds/Debt**

	2011	2010
	£	£
(Decrease)/Increase in cash in the year	(57,736)	405,866
Cash inflow from new borrowings	(65,990)	(684,010)
Cash outflow from repayment of debt	54,459	-
Net cash flow arising from changes in debt	(11,531)	(684,010)
Movement in net debt in the year	(69,267)	(278,144)
Cash at bank and in hand	659,479	253,613
Total borrowings	(684,010)	-
Net (debt)/funds at 01 April	(24,531)	253,613
Cash at bank and in hand	601,743	659,479
Total borrowings	(695,541)	(684,010)
Net (debt) at 31 March	(93,798)	(24,531)

**24 Capital Commitments**

The council had no capital commitments at 31 March 2011 not otherwise provided for in these accounts.

**25 Contingent Liabilities**

The council is not aware of any contingent liabilities at the date of these accounts.

**26 Post Balance Sheet Events**

There are no significant Post Balance Sheet events since the preparation of these accounts, up to the date of their final adoption (on 19th May 2011), which would have a material impact on the amounts and results reported herein.

Congleton Town Council

Appendices

31 March 2011

Congleton Town Council

Notes to the Accounts

31st March 2011

Schedule of Earmarked Reserves

	<u>Balance at</u> <u>01/04/2010</u> £	<u>Contribution</u> <u>to reserve</u> £	<u>Contribution</u> <u>from reserve</u> £	<u>Balance at</u> <u>31/03/2011</u> £
<u>Capital Projects Reserves</u>				
Capital Contingency Fund	52143	50,000	(10,586)	91,557
	<u>52,143</u>	<u>50,000</u>	<u>(10,586)</u>	<u>91,557</u>
<u>Asset Replacement Reserves</u>				
Capital Vehicle Fund	<u>5000</u>	<u>3,000</u>		<u>8,000</u>
<u>Other Earmarked Reserves</u>				
Capital Consultancy Fund	2710		(2,710)	0
Consultancy		14,500		14,500
Elections	4900			4,900
Crime Prevention/Traffic Calming	3779			3,779
Committed Grants	12841	19,171	(12,841)	19,171
Ancient Treasures	3000			3,000
Market Town Partnership	17102	78,953	(17,102)	78,953
Training		3,000		3,000
Shopmobility	5000			5,000
Devolved Services	5000	10,000		15,000
Loan Repayments	18000		(15,050)	2,950
Public Toilets		6,000		6,000
Play Areas		1,500		1,500
Public Realm		10,000		10,000
	<u>72,332</u>	<u>143,124</u>	<u>(47,703)</u>	<u>167,753</u>
<b>TOTAL EARMARKED RESERVES</b>	<u><b>129,475</b></u>	<u><b>196,124</b></u>	<u><b>(58,289)</b></u>	<u><b>267,310</b></u>

Congleton Town Council

31 March 2011

Annual Report Tables

**Table. 1 – Budget & Actual Comparison**

	<b>Budget £</b>	<b>Actual £</b>
Net Expenditure		
Museum Support	4,500	4,500
Paddling Pool & Play Areas	33,191	30,161
Allotments	1,250	152
Tourism	29,000	15,277
Closed Churchyard & Church Clock	2,270	224
Congleton Town Hall	(5,387)	25,728
Community Safety	47,200	45,366
Grants	88,533	76,471
Congleton Partnership & Community Development	71,255	12,951
Highways Roads (Routine)	3,750	-
Handyman Services	50,246	48,153
Net Direct Services Costs	325,,808	258,983
Corporate Management	128,004	117,301
Democratic & Civic	50,862	48,777
Net Democratic, Management and Civic Costs	178,866	166,078
Interest & Investment Income	(1,000)	(9,947)
Loan Charges	61,000	72,827
Capital Expenditure	4,000	8,646
Transfers to/(from) other reserves	57,600	137,836
Surplus to General Reserve	9,634	1,485
<b>Precept on District Council</b>	<b>635,908</b>	<b>635,908</b>

Congleton Town Council

31 March 2011

Annual Report Tables

Table. 2 – Service Income & Expenditure

	Notes	2011 £	2011 £	2011 £	2010 £
		Gross Expenditure	Income	Net Expenditure	Net Expenditure
Museum Support		4,500	-	4,500	4,500
Paddling Pool & Play Areas		30,161	-	30,161	24,819
Allotments		532	(380)	152	943
Tourism		19,626	(4,349)	15,277	8,047
Closed Churchyard		224	-	224	3,524
Congleton Town Hall		173,060	(147,332)	25,728	62,944
Community Safety		45,366	-	45,366	41,468
Grants		92,657	(16,186)	76,471	84,345
Congleton Partnership		39,751	(58,245)	(18,494)	11,392
Community Development		32,175	(730)	31,445	30,341
<b>OTHER SERVICES</b>					
Handyman Services		48,153	-	48,153	49,896
<b>CENTRAL SERVICES</b>					
Corporate Management		119,252	(1,951)	117,301	118,667
Democratic Representation and Management		41,284	-	41,284	41,916
Civic Expenses		7,493	-	7,493	7,926
<b>Net Cost of Services</b>		<b>654,234</b>	<b>(229,173)</b>	<b>425,061</b>	<b>490,728</b>